

WilsonStone

CATALOGUE



Custom manufactured
for DRLA

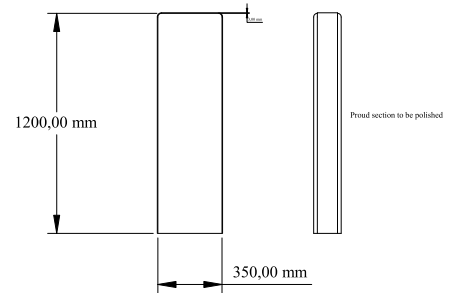
CONCRETE BOLLARDS

CONCRETE BOLLARDS



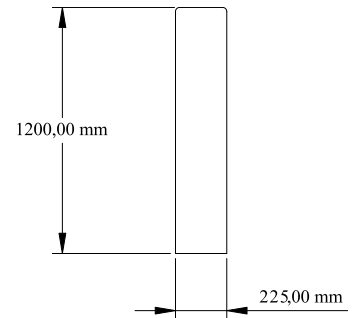
Klein Constantia

Height: 1200mm
 Width x Depth: 350 x 150mm
 Base x Depth: 350 x 150mm
 Weight: 153kg



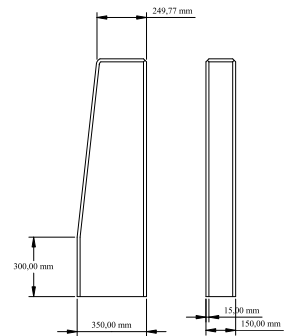
Groot Constantia

Height: 1200mm
 Width x Depth: 225 x 225mm
 Base x Depth: 225 x 225mm
 Weight: 182kg



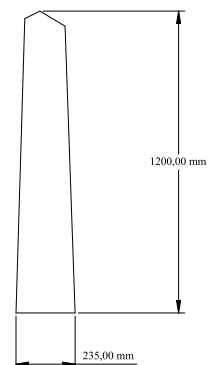
Varsity

Height: 1200mm
 Width x Depth: 250 x 150mm
 Base x Depth: 300 x 150mm
 Weight: 123kg



Sentinel

Height: 1200mm
 Width x Depth: 180 x 100mm
 Base x Depth: 235 x 100mm
 Weight: 65kg

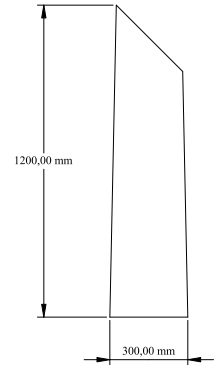


CONCRETE BOLLARDS



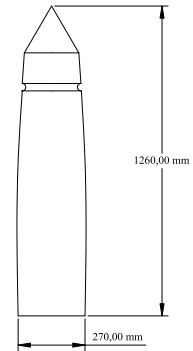
Chapmans

Height: 1200mm
Diameter: 250mm
Base Diameter: 300mm
Weight: 174kg



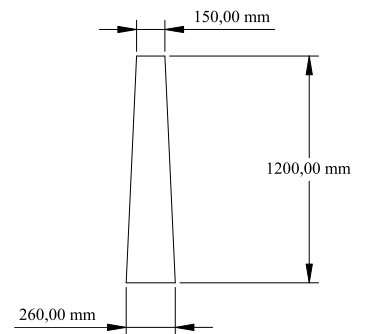
Signal Hill

Height: 1200mm
Diameter: 220mm
Base Diameter: 270mm
Weight: 138kg



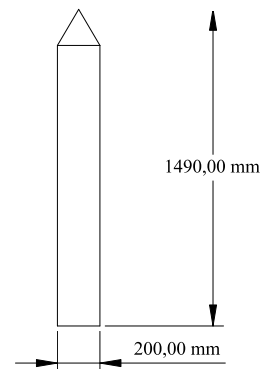
Lighthouse

Height: 1200mm
Diameter: 150mm
Base Diameter: 260mm
Weight: 96kg



Pencil

Height: 1490mm
Diameter: 200mm
Base Diameter: 200mm
Weight: 107kg

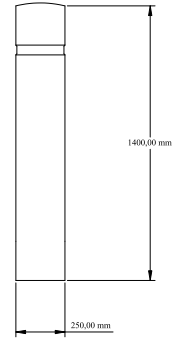


CONCRETE BOLLARDS




Round Minor

Height: 1400mm
Diameter: 260mm
Base Diameter: 260mm
Weight: 181kg



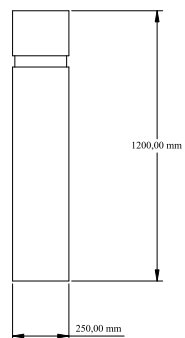
Round Major

Height: 1400mm
Diameter: 330mm
Base Diameter: 330mm
Weight: 291kg



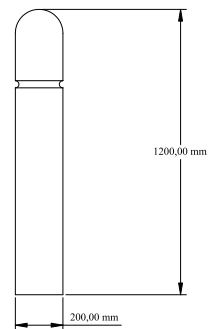
Hermanus

Height: 1200mm
Diameter: 250mm
Base Diameter: 250mm
Weight: 143kg




Boulders

Height: 1200mm
Diameter: 200mm
Base Diameter: 200mm
Weight: 92kg



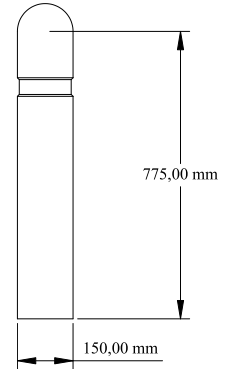
WilsonStone

CONCRETE BOLLARDS



Marker

Height: 850mm
Diameter: 150mm
Base Diameter: 150mm
Weight: 37kg



Mariner

Height: 1080mm
Diameter: 220mm
Base Diameter: 280mm
Weight: 119kg



Park

Height: 760mm
Diameter: 150mm
Base Diameter: 200mm
Weight: 45kg



Rating

Height: 1080mm
Diameter: 240mm
Base Diameter: 280mm
Weight: 140kg



CONCRETE BOLLARDS



Commodore A

Height: 1200mm
Diameter: 250mm
Base Diameter: 250mm
Weight: 143kg




Commodore B

Height: 1200mm
Diameter: 250mm
Base Diameter: 250mm
Weight: 143kg




Captain

Height: 900mm
Diameter: 280mm
Base Diameter: 325mm
Weight: 157kg



Senekal

Height: 650mm
Diameter: 300mm
Base Square: 340mm
Weight: 120kg

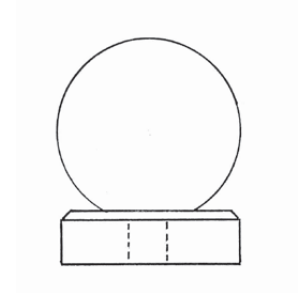


CONCRETE BOLLARDS



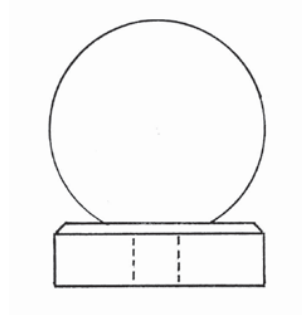
Cannonball 400

Height: 550mm
Diameter: 400mm
Base Square: 400 x 400mm
Weight: 122kg



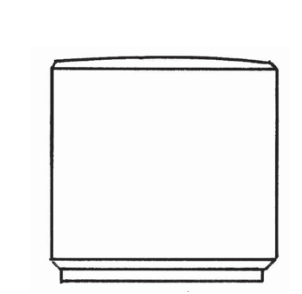
Cannonball 500

Height: 620mm
Diameter: 500mm
Base Square: 500 x 500mm
Weight: 205kg




Noetzie Minor

Height: 500mm
Diameter: 500mm
Base Diameter: 500mm
Weight: 240kg



Noetzie Major

Height: 500mm
Diameter: 600mm
Base Diameter: 600mm
Weight: 412kg



CONCRETE BOLLARDS



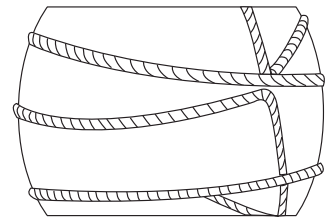
Marquard

Height: 1200mm
Diameter: 300mm
Base Diameter: 350mm
Weight: 140kg




Drum

Height: 420mm
Diameter: 780mm
Base Diameter: 780mm
Weight: 410kg



Colours and Finishes



Smooth Concrete




Polished Concrete



Grey Exposed
Aggregate



Ferro Exposed
Aggregate



Sandstone



Charcoal

WilsonStone

CATALOGUE



STEEL BOLLARDS

STEEL BOLLARDS



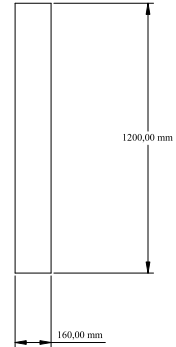
Safety

Height: 1200mm
H above ground: 900mm
Diameter: 152mm
Finish: Galvanised Steel
Paint: Polyurethane



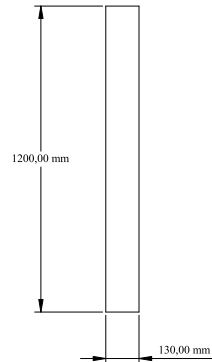
Stratford 165

Height: 1200mm
H above ground: 900mm
Square: 165mm
Finish: Galvanised Steel
Paint: Polyurethane



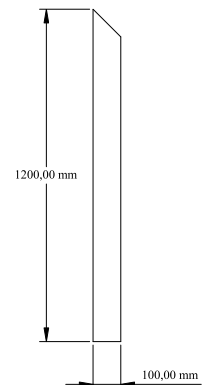
Stratford 130

Height: 1200mm
H above ground: 900mm
Square: 130mm
Finish: Galvanised Steel
Paint: Polyurethane



Trafalgar

Height: 1200mm
H above ground: 900mm
Diameter: 100mm
Finish: Galvanised Steel
Paint: Polyurethane

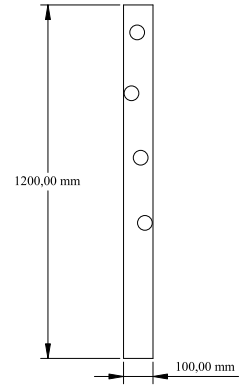


STEEL BOLLARDS



Vatican

Height: 1200mm
H above ground: 900mm
Diameter: 100mm
Finish: Galvanised Steel
Paint: Polyurethane



Castle (W107)

Height: 1200mm
H above ground: 900mm
Diameter: 120mm
Finish: Galvanised Steel
Paint: Polyurethane



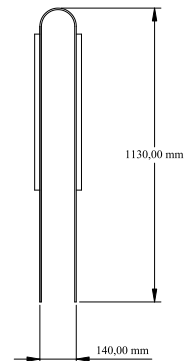
Bantry (W109)

Height: 1200mm
H above ground: 900mm
Diameter: 120mm
Finish: Galvanised Steel
Paint: Polyurethane



Quayside

Height: 1200mm
H above ground: 900mm
Width: 120mm
Finish: Galvanised Steel
Paint: Polyurethane



STEEL BOLLARDS



Woodstock (W108)

Height: 1200mm
H above ground: 900mm
Diameter: 100mm
Finish: Galvanised Steel
Paint: Polyurethane



OPTIONS FOR FIXING



Planted



Base plate



Removable bollard with base plate



Removable bollard with socket

WilsonStone

CUSTOM BOLLARDS

WilsonStone invites enquiries on Custom Designs and is happy to quote on special designs for specific projects.

Our thanks to Daniel Rebel Landscape Architects for these images of recently completed projects. These images are examples of the types of innovative and exciting designs that can be produced by WilsonStone when approached with custom requirements by designers. All custom bollards featured are the design property of DRLA and are not available in our range. We are excited to showcase these amazing projects thanks to Daniel Rebel Landscape Architects.

